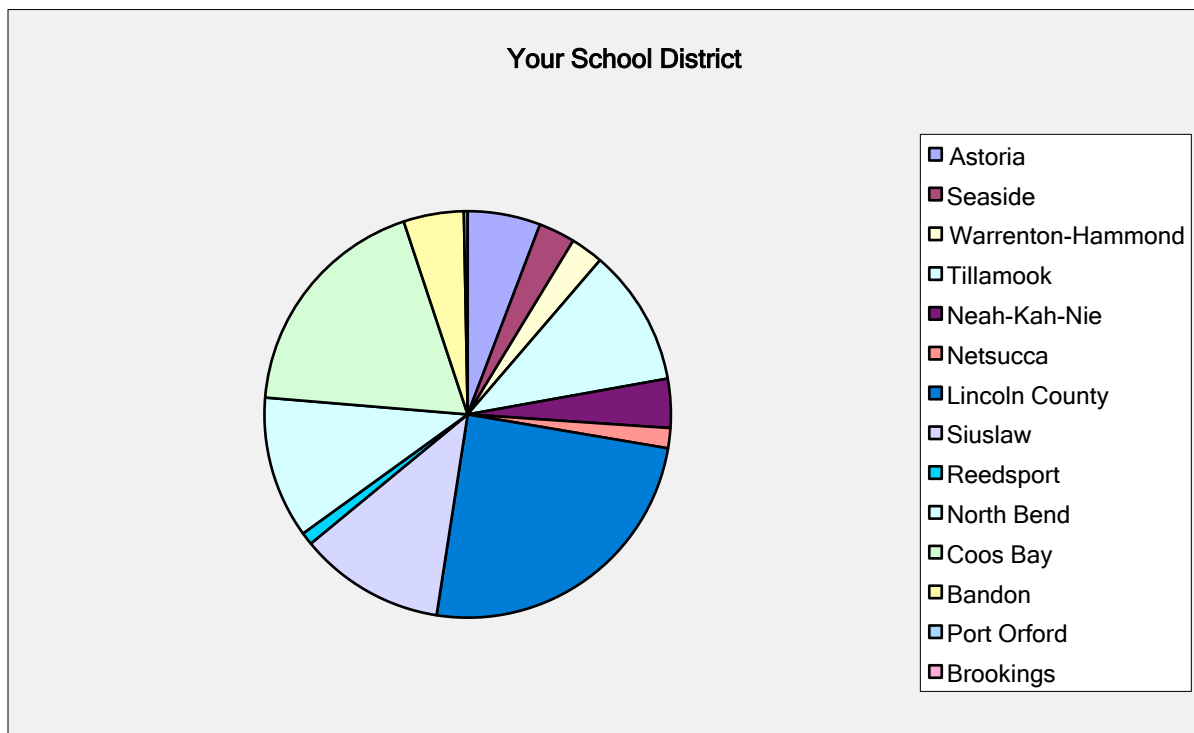


Oregon Coast Regional STEM Hub Teacher Survey

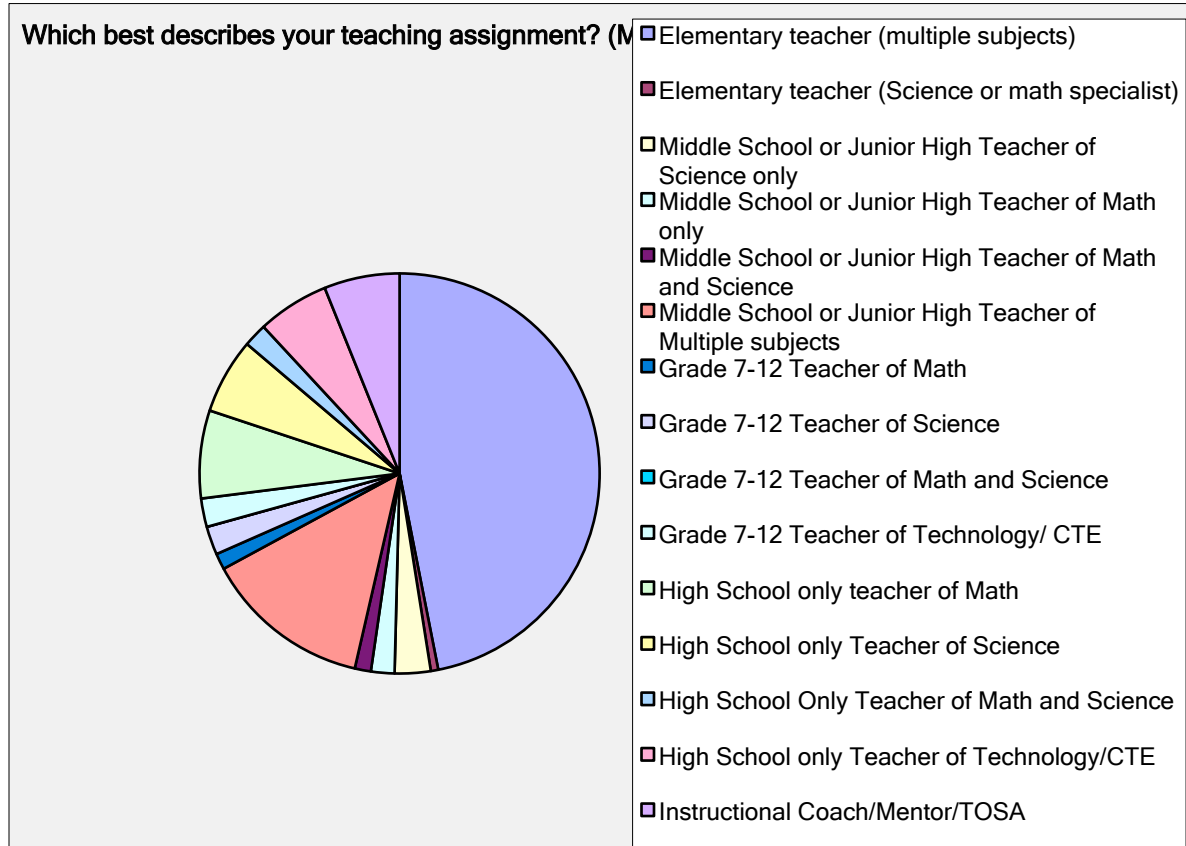
Your School District		
Answer Options	Response Percent	Response Count
Astoria	5.8%	18
Seaside	2.9%	9
Warrenton-Hammond	2.6%	8
Tillamook	10.9%	34
Neah-Kah-Nie	3.9%	12
Netsucca	1.6%	5
Lincoln County	24.8%	77
Siuslaw	11.6%	36
Reedsport	1.0%	3
North Bend	11.3%	35
Coos Bay	18.6%	58
Bandon	4.8%	15
Port Orford	0.3%	1
Brookings	0.0%	0
<i>answered question</i>		311
<i>skipped question</i>		0



Oregon Coast Regional STEM Hub Teacher Survey

Which best describes your teaching assignment? (Mark the best descriptor)

Answer Options	Response Percent	Response Count
Elementary teacher (multiple subjects)	46.9%	146
Elementary teacher (Science or math specialist)	0.6%	2
Middle School or Junior High Teacher of Science only	2.9%	9
Middle School or Junior High Teacher of Math only	1.9%	6
Middle School or Junior High Teacher of Math and Science	1.3%	4
Middle School or Junior High Teacher of Multiple subjects	13.5%	42
Grade 7-12 Teacher of Math	1.3%	4
Grade 7-12 Teacher of Science	2.3%	7
Grade 7-12 Teacher of Math and Science	0.0%	0
Grade 7-12 Teacher of Technology/ CTE	2.3%	7
High School only teacher of Math	7.1%	22
High School only Teacher of Science	6.1%	19
High School Only Teacher of Math and Science	1.9%	6
High School only Teacher of Technology/CTE	5.8%	18
Instructional Coach/Mentor/TOSA	6.1%	19
Middle or High School teacher of non-STEM subject (please specify)		63
answered question		311
skipped question		0


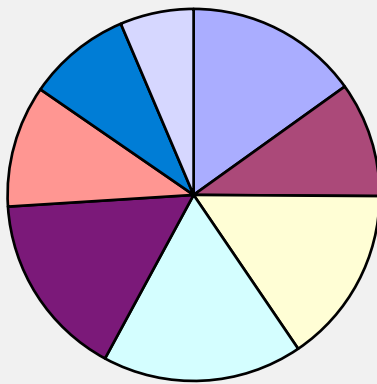


Oregon Coast Regional STEM Hub Teacher Survey

How many years have you been teaching, including this year?

Answer Options	Response Percent	Response Count
1-3	15.1%	47
4-6	10.0%	31
7-10	15.4%	48
11-15	17.4%	54
16-20	16.1%	50
21-25	10.6%	33
26-30	9.0%	28
More than 30	6.4%	20
<i>answered question</i>		311
<i>skipped question</i>		0

How many years have you been teaching, including this year?

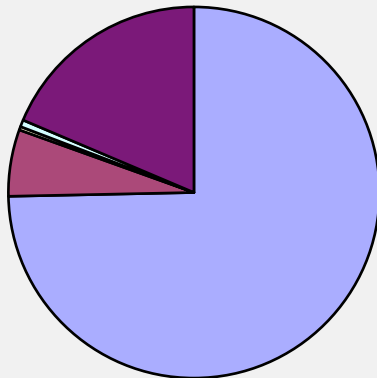


Oregon Coast Regional STEM Hub Teacher Survey

Which best describes your certification/qualification status for the the STEM classes/subjects you are currently teaching?

Answer Options	Response Percent	Response Count
teach	74.6%	232
certified/qualified to teach	5.8%	18
certified/qualified to teach	0.3%	1
engineering I am not certified/qualified to teach	0.6%	2
I am not teaching a STEM subject at this time	18.6%	58
Other (please specify)		20
answered question		311
skipped question		0

Which best describes your certification/qualification status for the the STEM classes/subjects you are currently teaching?

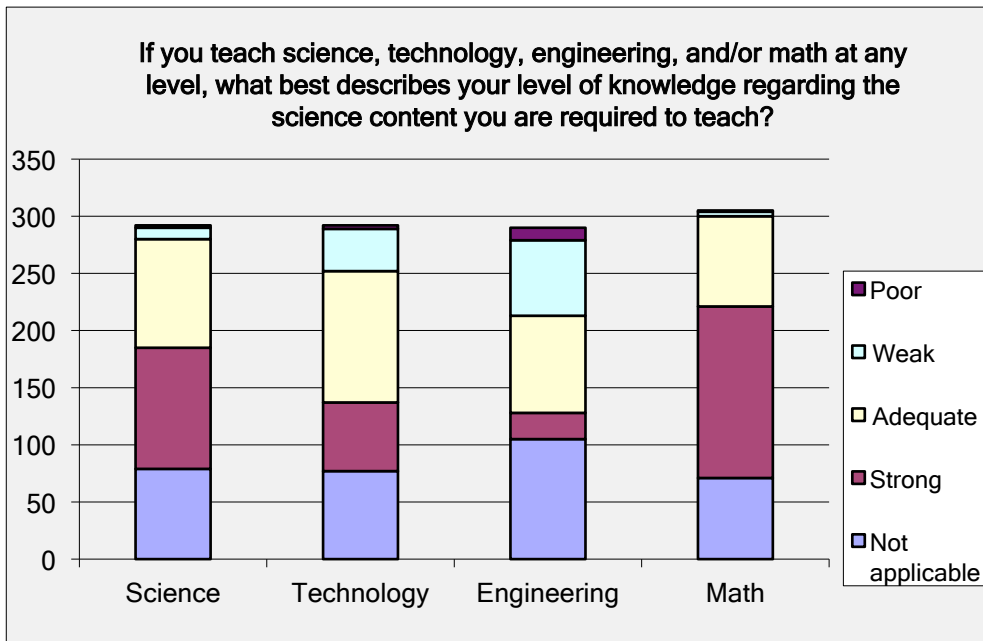


- I always teach classes/subjects I am certified/qualified to teach
- Most of the time I teach classes/subjects I am certified/qualified to teach
- About half of the time I teach classes/subjects I am certified/qualified to teach
- I typically teach areas in science, math, technology, or engineering I am not certified/qualified to teach
- I am not teaching a STEM subject at this time

Oregon Coast Regional STEM Hub Teacher Survey

If you teach science, technology, engineering, and/or math at any level, what best describes your level of knowledge regarding the science content you are required to teach?

Answer Options	Poor	Weak	Adequate	Strong	Not applicable	Response Count
Science	2	10	95	106	79	291
Technology	3	37	115	60	77	290
Engineering	11	66	85	23	105	286
Math	1	4	79	150	71	304
<i>answered question</i>						311
<i>skipped question</i>						0

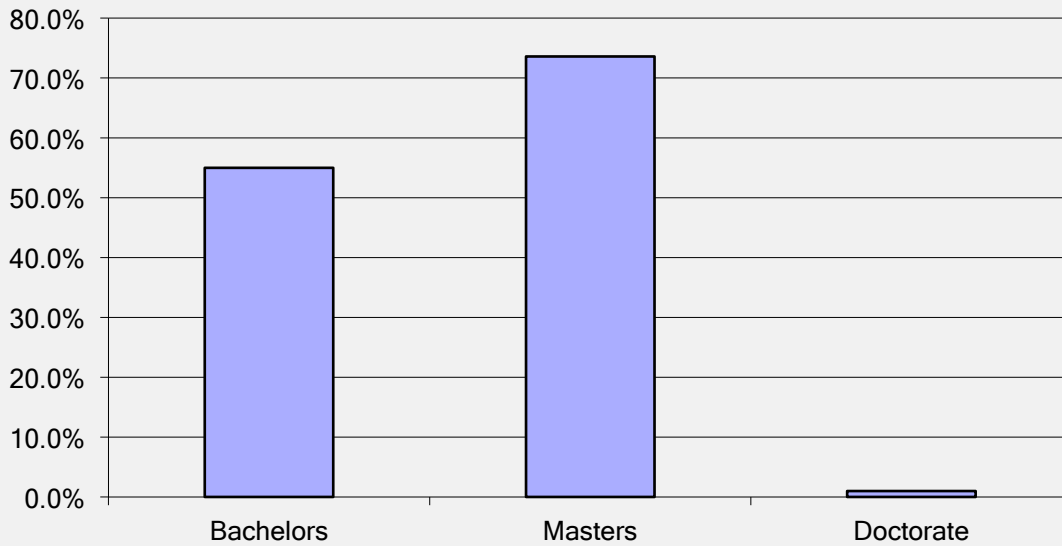


Oregon Coast Regional STEM Hub Teacher Survey

What degree(s) do you hold? (Mark all that Apply.)

Answer Options	Response Percent	Response Count
Bachelors	55.0%	171
Masters	73.6%	229
Doctorate	1.0%	3
Certificate (please specify)		68
<i>answered question</i>		311
<i>skipped question</i>		0

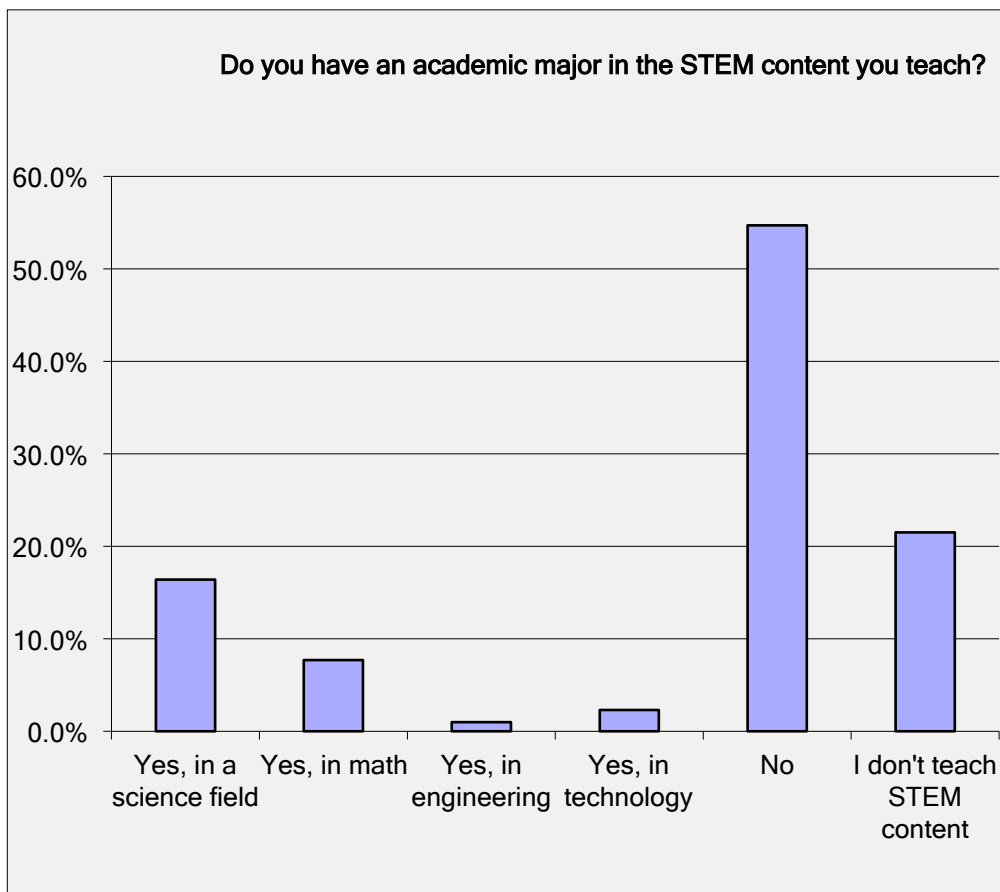
What degree(s) do you hold? (Mark all that Apply.)



Oregon Coast Regional STEM Hub Teacher Survey

Do you have an academic major in the STEM content you teach?

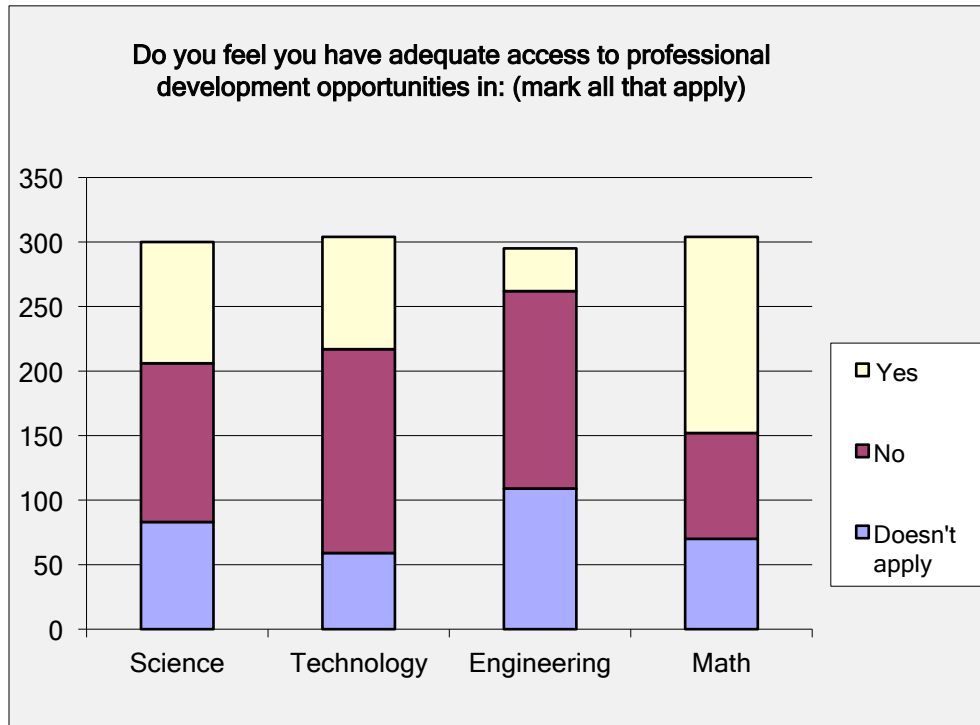
Answer Options	Response Percent	Response Count
Yes, in a science field	16.4%	51
Yes, in math	7.7%	24
Yes, in engineering	1.0%	3
Yes, in technology	2.3%	7
No	54.7%	170
I don't teach STEM content	21.5%	67
<i>answered question</i>		311
<i>skipped question</i>		0



Oregon Coast Regional STEM Hub Teacher Survey

Do you feel you have adequate access to professional development opportunities in: (mark all that apply)

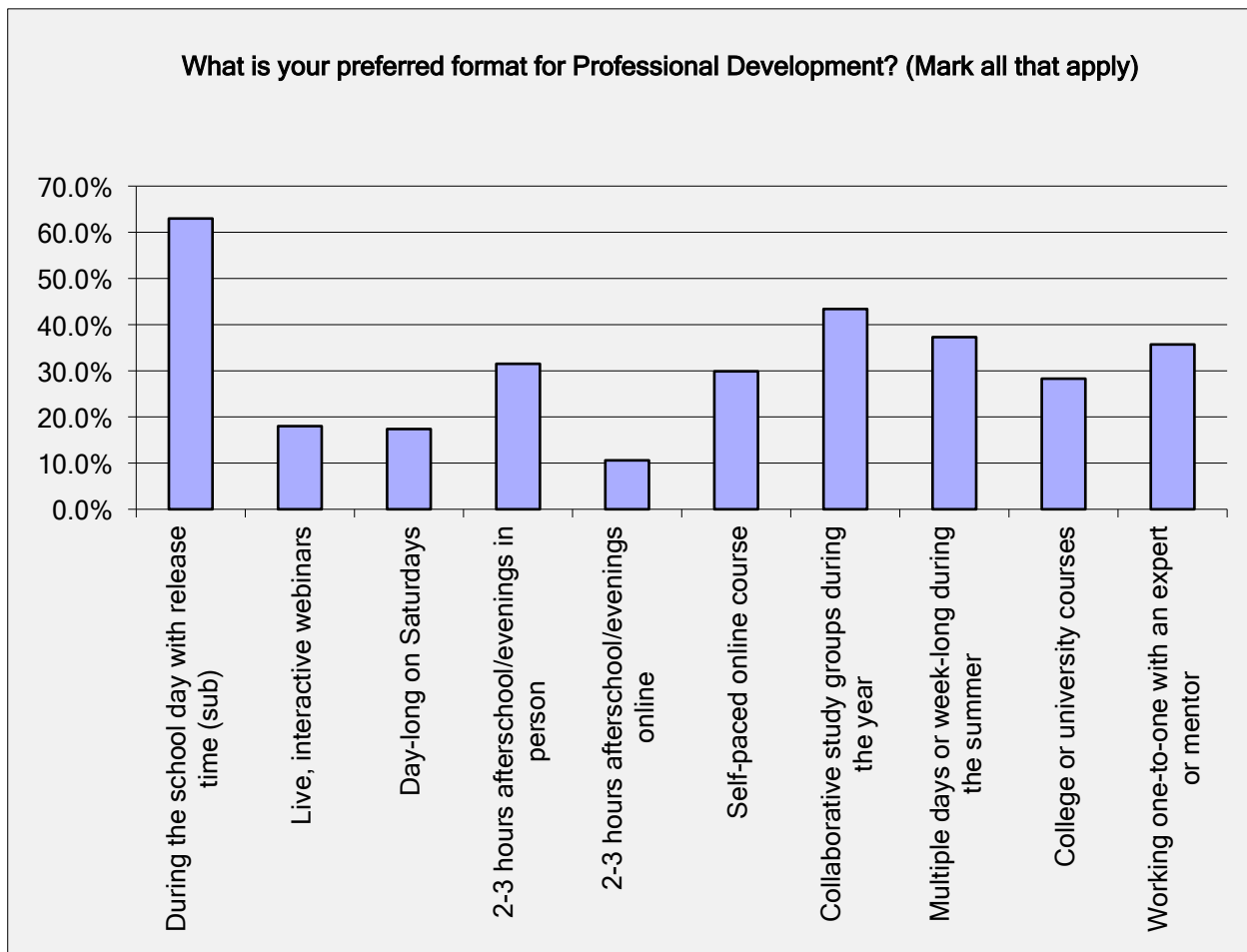
Answer Options	Yes	No	Doesn't apply	Response Count
Science	94	123	83	300
Technology	87	158	59	304
Engineering	33	153	109	295
Math	152	82	70	304
Other (please specify)				4
<i>answered question</i>				311
<i>skipped question</i>				0



Oregon Coast Regional STEM Hub Teacher Survey

What is your preferred format for Professional Development? (Mark all that apply)

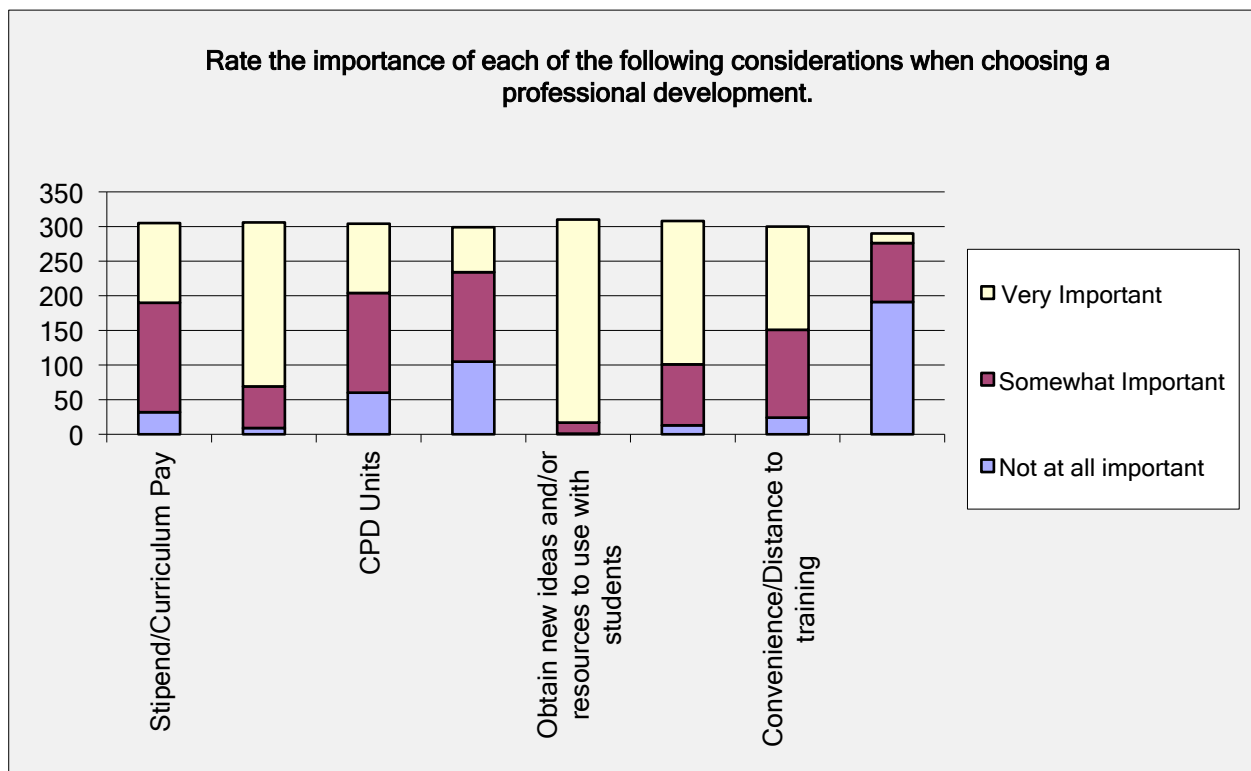
Answer Options	Response Percent	Response Count
During the school day with release time (sub)	63.0%	196
Live, interactive webinars	18.0%	56
Day-long on Saturdays	17.4%	54
2-3 hours afterschool/evenings in person	31.5%	98
2-3 hours afterschool/evenings online	10.6%	33
Self-paced online course	29.9%	93
Collaborative study groups during the year	43.4%	135
Multiple days or week-long during the summer	37.3%	116
College or university courses	28.3%	88
Working one-to-one with an expert or mentor	35.7%	111
Other (please specify)		12
<i>answered question</i>		311
<i>skipped question</i>		0



Oregon Coast Regional STEM Hub Teacher Survey

Rate the importance of each of the following considerations when choosing a professional development.

Answer Options	Very Important	Somewhat Important	Not at all important	Response Count
Stipend/Curriculum Pay	115	158	32	305
Funds or materials to support classroom activities	237	60	9	306
CPD Units	100	144	60	304
Graduate Credits	65	129	105	299
Obtain new ideas and/or resources to use with students	293	16	1	310
Opportunity to interact with colleagues	207	88	13	308
Convenience/Distance to training	149	127	24	300
Going someplace I haven't been before	14	85	191	290
Other (please specify)				9
	<i>answered question</i>			311
	<i>skipped question</i>			0

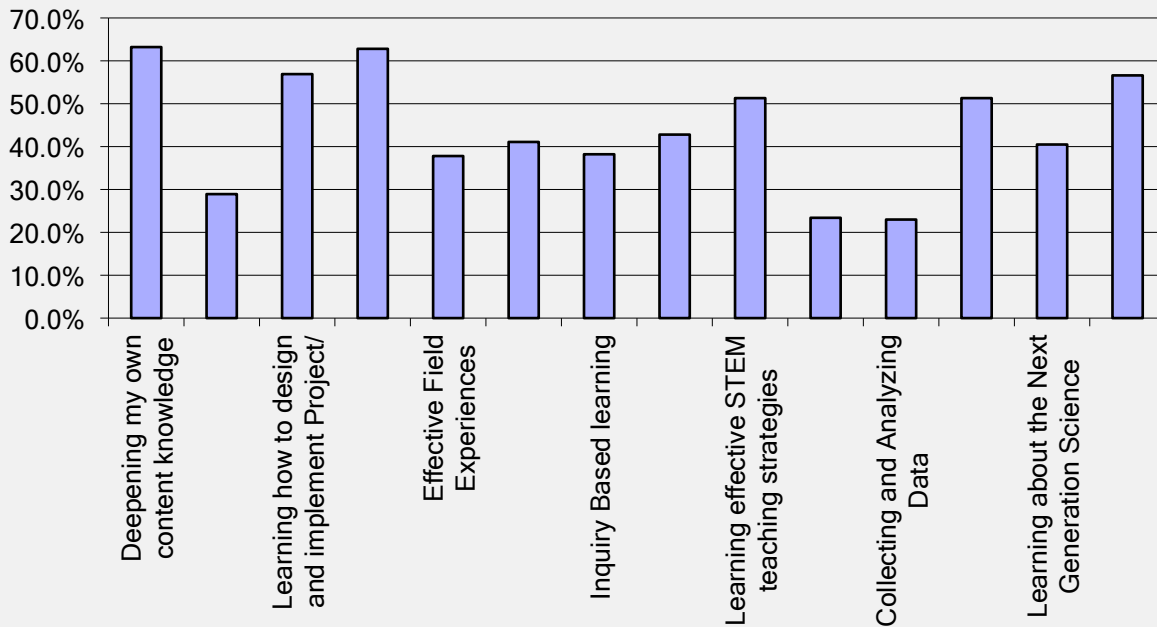


Oregon Coast Regional STEM Hub Teacher Survey

Which of the following types of professional development or support the Hub might provide do you need? (mark all that apply)

Answer Options	Response Percent	Response Count
Deepening my own content knowledge	63.2%	192
Understanding how students learn	28.9%	88
Based Learning	56.9%	173
Learning how to better integrate technology	62.8%	191
Effective Field Experiences	37.8%	115
Engineering design	41.1%	125
Inquiry Based learning	38.2%	116
Learning how to assess student learning in STEM	42.8%	130
Learning effective STEM teaching strategies	51.3%	156
special needs	23.4%	71
Collecting and Analyzing Data through STEM	23.0%	70
Learning about the Next Generation Science Standards	51.3%	156
Curriculum resources for STEM	40.5%	123
Other (please specify)	56.6%	172
answered question		304
skipped question		7

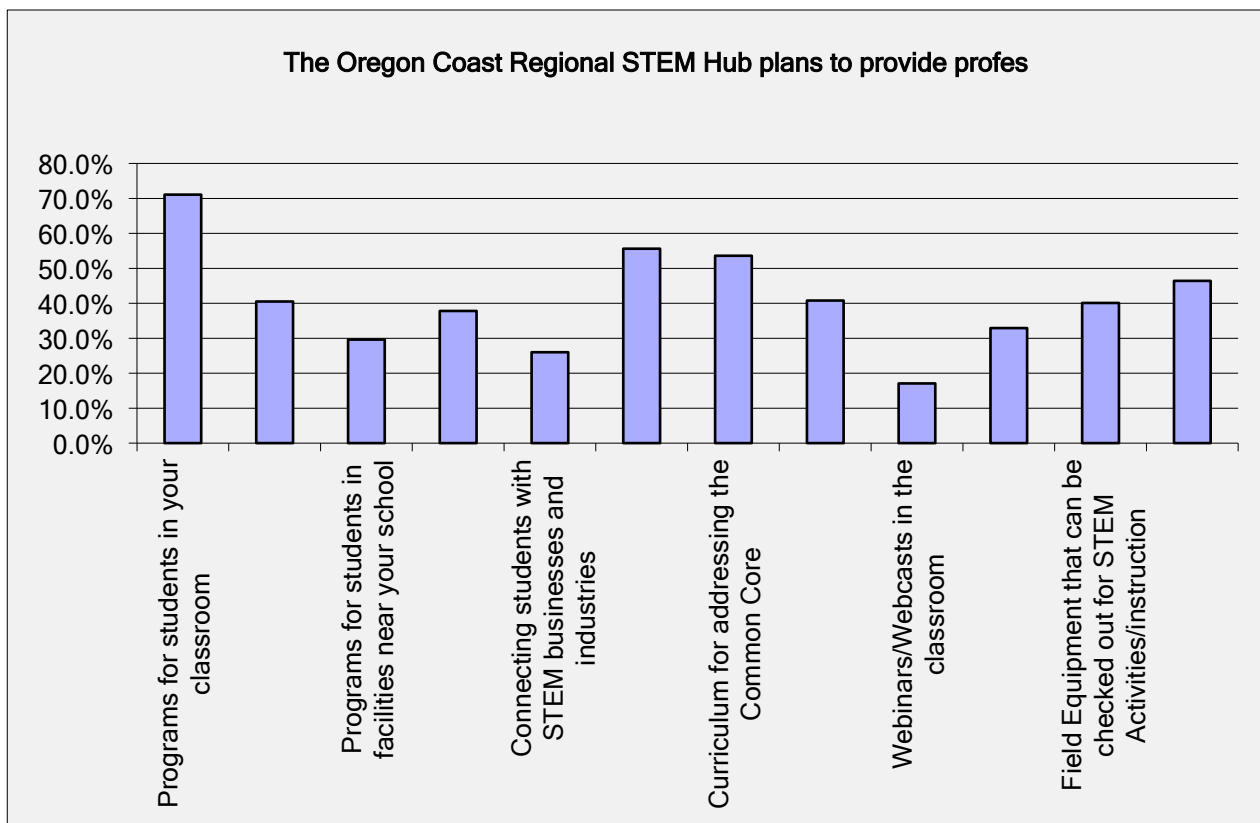
Which of the following types of professional development or support the Hub might provide do you need? (mark all that apply)



Oregon Coast Regional STEM Hub Teacher Survey

The Oregon Coast Regional STEM Hub plans to provide professional development that equips teachers to better provide effective STEM student learning experiences. In addition, the Hub will try to facilitate connections with people, programs, and resources. Which of the following do you need? (Select all that apply)

Answer Options	Response Percent	Response Count
Programs for students in your classroom	71.1%	216
Programs for students outdoors near your school	40.5%	123
Programs for students in facilities near your school	29.6%	90
researchers	37.8%	115
Connecting students with STEM businesses and industries	26.0%	79
Curriculum for Integrated STEM	55.6%	169
Curriculum for addressing the Common Core Standards	53.6%	163
Webinars/Webcasts in the classroom	40.8%	124
Virtual Field trips	17.1%	52
Activities/instruction	32.9%	100
activities/instruction	40.1%	122
Other (please specify)	46.4%	141
<i>answered question</i>		304
<i>skipped question</i>		7



Oregon Coast Regional STEM Hub Teacher Survey

What resources would you be likely to use from the STEM Hub website? (mark all that apply)

Answer Options	Response Percent	Response Count
Lesson Plans	87.5%	266
Coastal STEM Programs and Partners' contact information	40.8%	124
coast	54.3%	165
Student STEM contests and challenges	30.9%	94
Grant opportunities	52.6%	160
Teacher Scholarships	41.1%	125
STEM workshops and conferences information	54.6%	166
Blog or Community Forum	14.1%	43
STEM Research	23.4%	71
Connect to Hub Facebook page	12.5%	38
Connect to Hub Twitter feed	4.6%	14
STEM News	23.0%	70
<i>answered question</i>		304
<i>skipped question</i>		7

What resources would you be likely to use from the STEM Hub website? (mark all that apply)

